

Chase Stone Barn Park

Town of Chase, Pulaski, Oconto County, Wisconsin



Listed on the State and National Register of Historic Places

Nominated for America's 11 Most Endangered Historic Places in 2009

The Chase Stone Barn Historic Preservation Project

*Respectfully Submitted by the
Chase Stone Barn Committee
2011*

INDEX

Project Information	1
Chase Stone Barn Park Vision	2
Stone Barn Restoration Project	3
History of the Stone Barn	4
Special Features	6
Past Restoration Issues	9
Present Restoration Issues	10
Future Museum	12
Conceptual Design for the New Chase Stone Barn Park	13
Media Attention	14
Donation Request	15



Help Preserve a Cornerstone of Wisconsin History!

***A donation request for the preservation
of the 1903 Chase Stone Barn***

Project Information

Project Name	Chase Stone Barn Park Project
Project Summary	To restore one of the last surviving all-fieldstone barns in the country and make it the focal point of the new Chase Stone Barn Park.
Project Location	The stone barn is located at 8246 Cty Hwy S in the Town of Chase which is part of Pulaski. Chase is in the southwest corner of Oconto County and borders northern Brown County and is about 30 minutes from Green Bay, Shawano, and Oconto.
Project Owner	Town of Chase Municipality ~ Population 3005
Contact Person	Kristin Kolkowski, Chase Stone Barn Committee (920) 822-5447 / KKNiteOwl@aol.com
Town Website	www.townofchase.org
Town Board	Gary Van Lannen, Chairman Dennis Kroll and Steve Gohr, Supervisor's
Park Commission	Richard Huben, Chairman Norbert Reinhard, Scott Van Den Heuvel, Chris Jaworski, Members
Stone Barn Committee	Christopher Jaworski, Scott Van Den Heuvel, Norbert Reinhard, Kristin Kolkowski, Jack Schwartz, Connie Norman, Members



Chase Stone Barn Park Vision

Stone Barn Museum

Once the barn is restored, a rustic agricultural museum will be designed inside the stable area of the barn with exhibits showcasing historic farm equipment and the lifestyles of the early settlers from the area, as well as the history of the stones.

Park Property

The park property will be designed to enhance the stone barn. Plans presently include walking paths, a fieldstone bridge over the bordering creek, restrooms, a play area, shelter, and an old log and mortar single-story building that was built in the same decade as the stone barn. The park will be used for all types of events including school fieldtrips, family and company picnics, weddings, farm events, farmer's markets, and more. The park will also be used as a rural landing area for the Eagle III emergency helicopter.

Education

Schools from all over Northeastern Wisconsin will come to this park for educational fieldtrips. Everyone that visits the park will be able to experience first hand a piece of Wisconsin history. When people tour the museum they will learn how farms were operated over a hundred years ago. They will also learn about the history of the stones and how they were pushed and tumbled to the Wisconsin region by massive Canadian glaciers over the past 70,000 years.



Stone Barn Restoration Project

Development Phases

The Chase Stone Barn Park development is divided into three main phases. This donation request is for Phase 1.

Phase 1: Stone Barn Restoration

Phase 2: Park Property Development

Phase 3: Museum Development

Estimated Project Cost for Phase 1

In 2008 the town invested \$36,000 to have a Historic Structures Report completed for the stone barn. This report documents the known history of the barn, current restoration issues, cost estimates for those restorations, and a maintenance plan for the barn once the restorations are complete. The costs of these restorations are estimated to be around \$430,000. A copy of this 223 page report can be e-mailed to you upon request.

Challenge Grant

In 2009 the town received a challenge grant from the Jeffris Family Foundation of Janesville, Wisconsin. If the town can raise \$287,000 by June 30, 2012, then the Foundation will give the town \$143,000.

Stone Barn Restoration Timeline

If the town can reach their fundraising goal by June 2012, the restorations should be completed within one to two years of that date. The inside of the barn will remain closed to the public until the main restoration work is completed. The park property itself will be open to the public immediately – however it may close during times of heavy construction.



History of the Stone Barn

The story of the Stone Barn began in 1867 when Daniel Krause, Sr. and his family immigrated to the United States from Germany to settle in the Town of Chase. Settlement was happening rapidly as farmers sought newly-cleared farm land which was being sold dirt cheap. In 1876 Daniel Krause, Jr. married and took over running his father's farm. Daniel and his wife had nine children. They were a very hard working and innovative family which, in addition to farming, owned and operated a saw mill in nearby Sobieski and co-owned Krause and Krause Sales and Service; a farm implement dealership. They were also great hunters and loggers and made their own tasty maple syrup.



In 1903, Krause enlisted the help of a local stonemason, Wilhelm Mensenkamp, to use fieldstones to build the barn. With unusual flair and in a style that harkens back to the great granaries of Europe, a stone barn like no other was erected that was so magnificent it would withstand the test of time.





Krause sold his farm in 1920, and from then until 1954 there were 11 additional owners of the barn, including Dr. John R Minahan, who was one of the most famous physician/surgeons in Wisconsin in the early 1900's. Dr. Minahan owned the barn on two different occasions. His brother, Robert Minahan, was a physician, surgeon, lawyer, and the mayor of Green Bay between 1904 and 1907. His other brother, Edward Minahan, was a physician as well and lost his life aboard the Titanic when it sank in 1912.

The stone barn nearly fell to ruin in the early 1990's when the massive north wall, which is 100 ft long and 2 ft thick, began to lean outward, causing numerous cracks throughout the structure. Not long after, a large wind storm blew off part of the roof. Thankfully, bachelor's Casey and Stanley Frysh (who lived next door and owned the barn for almost 50 years), hired The Building Doctor to pull the wall back in and repair the cracks before the walls could collapse.



Thanks to the efforts of the Pulaski Area Historical Society, the stone barn was placed on the State and National Register of Historic Places in the year 2000. After the Frysh brother's passed away, the barn went to one of their nieces, who then sold the barn to a local land developer. When he learned how much the barn meant to the local community, he sold the barn to the town so they could protect it and make it the focal point of their new park.

Since the town purchased the stone barn in 2007, archaeologist, Bob Fay, from Old Northwest Research, has conducted archaeology studies on sections of the farm property and the stone barn. Foundations were physically exposed and documented, and artifacts were cataloged and stored for the future museum.



Like Daniel Krause, the Town of Chase has a dream — to preserve the stone barn and build around it a historic park that will stand as a legacy to one man's vision and a testament to the hard working men and women that helped build this country.

Special Features of the Stone Barn



The barn measures 100 feet long by 60 feet wide. The walls are two feet thick and are estimated to weigh 2 tons per linear foot.

Embedded in the stone wall on the front of the barn is an inscription that reads, “1903, D. E. Krause, Architect, Wm Mensenkamp, Mason.” Krause was also the owner of the farm. Both men were of German descent.



The walls of the barn were built entirely of stone and lime putty mortar. Many types of stones were used including granite, quartz, mica, feldspar, gneiss, hornblende, gabbro, and schist. Some of the stones are over two billion years old!

The stones were picked by hand from local farm fields over a century ago; however their origin was the Canadian Shield. Massive glaciers pushed and tumbled the stones to the Wisconsin region during three known ice ages over the past 70,000 years - the most recent glaciers covered northeast Wisconsin around 10,000 years ago.





The barn was designed with two large arched doorways so you could enter through one end with a wagon full of loose hay, unload the hay into the loft, and then drive out the other end.

The arches add beautiful architectural design to the barn, but their main purpose is to support the large openings.

The hay was lifted up into the loft using a rope and pulley that was mounted on a track system that ran along the inside peak of the roof. This allowed the farmers to easily unload the hay anywhere in the loft.

In this photo the Stone Barn Committee is tossing the old hay over the edge of the loft into a wagon below so that they could remove the brittle loft floor boards.



The large open area of the barn was once used for storing farm machinery and grain. It was also used to unload hay into the loft and thresh grain.

The arched lintels above the windows and doorways support the openings, but also give the barn a stylish architectural design.






Another unique feature of the barn is the half stone wall that separates the threshing area from the stable area. It was also used as a porthole to pass feed through. Feed was dropped over the edge of the loft and then pushed by hand through the wooden hinged doors into the stable area on the other side.

A large cement ring inside the threshing area is believed to have been the foundation for a wooden stave silo or cistern.



The stable area runs the entire length of the south side of the barn. Once restored, it will be a rustic agricultural museum.

An old pump fed water from a hand-dug stone-lined well which was located about 50 feet from the barn.



A single stanchion was used to hold a cow steady while it was being administered to.

Past Restoration Issues



In the early 1990's the north wall began to lean outward causing many cracks in the structure, threatening the walls to collapse.



Some of the cracks were very large and detrimental to the structure.

The north wall would eventually fall if the walls were not repaired.



In the early 1990's a large section of the metal roof blew off when a small tornado ripped through the area. Even in its weakened state, the stone barn stood strong.

In 1995, The Building Doctor and his crew pulled the massive 100 foot long wall back in and repaired the cracks and roof.



Future Museum



The stable area will be a rustic agricultural museum showcasing the lifestyles of the early settlers from the area. It will also educate people about the geology of the stones and how they were pushed and tumbled to the Wisconsin region by massive Canadian glaciers over the past 70,000 years.

Below are exhibits from the Hoard Museum in Jefferson County, WI. They give conceptual ideas for the future Chase Stone Barn Park museum. The museum is Phase II of this project and is not part of this donation request.



Media Attention


The Stone Barn has captured a lot of media attention over the past three years, which shows that this barn is not only important to the immediate community, but to people across the state, and beyond. Below are just a few examples.



The National Trust for Historic Preservation featured a photo of the Chase Stone Barn on the cover of their 2009 Midwest Office Annual Report. They also talked about the preservation project in their report.



Citizens for a Scenic Wisconsin helped spread the word about the historic preservation project in their 2010 summer newsletter.



The local telephone company featured the Chase Stone Barn on the cover of their 2011 phone directory, which is distributed to over 15,000 people in surrounding communities.



Farm & Ranch Living magazine featured the Chase Stone Barn in their Feb/Mar 2010 issue. This magazine is distributed nationally.



The Green Bay Press-Gazette featured the Chase Stone Barn in a series called, A is for Architecture.



Stories about the stone barn have been featured on numerous occasions in The Pulaski News, as well as in many other local newspapers. The stone barn has also been featured on many websites, and was recently published in Jerry Apps latest book, Barns of Wisconsin.

Donation Request

Thank you for taking the time to learn about the Chase Stone Barn preservation park project. We save historic structures every day, but very few barns - the very symbol of what our country was built from. The Town of Chase respectfully asks for your support to help preserve one of the last surviving all-fieldstone barns in the country so that it will continue to stand as a proud symbol of our past and a tribute to the hard working men and women that helped build this country.

There are four ways to give:

Option 1 ~ Town of Chase

Make Check Payable To: Town of Chase

Memo on Check: Stone Barn Park Fund

Mail To: Jolene Schwarm, Town Treasurer, 1330 Haywood Ln, Sobieski, WI 54171

Option 2 ~ Pulaski Area Historical Society

Make Check Payable To: Pulaski Area Historical Society

Memo on Check: Stone Barn Park Fund

Mail To: Pulaski Area Historical Society, 129 W Pulaski St, PO Box 944, Pulaski, WI 54162

Option 3 ~ Pledge

Donations may also be pledged. All pledges must be paid in full by June 30, 2012. Simply fill out the enclosed Donation/Pledge form and mail it to the town address listed in Option 1.

Option 4 ~ In-Kind Services

The value of in-kind services donated for the restoration of the stone barn, such as masonry work, carpentry work, and electrical work, will count towards our Jeffris challenge grant. If you would like to donate your services, please contact Gary Van Lannen at (920) 822-8182.

Option 1 is the preferred option. However, if your company or organization requires that their donation to be made to a 501(c)(3) organization, then please choose Option 2.

The Town of Chase municipality is a non-profit government unit. Charitable contributions to governmental units are tax-deductible under section 170(c)(I) of the Internal Revenue Code if made for a public purpose, such as this park project.

***Thank You for Helping Preserve
a Cornerstone of Wisconsin History!***



Chase Stone Barn Donation/Pledge Form

A campaign for the restoration and preservation of the historic Chase Stone Barn

- ☐ Enclosed is my donation for \$_____.
- ☐ I pledge a total of \$ _____ (All pledges must be paid in full by June 30, 2012)
- I pledge \$ _____ in 2011, and \$ _____ in 2012.

- ☐ My company will match this gift.
- ☐ I want my gift to be recognized through a naming opportunity (see attached).
- ☐ Please contact me regarding a transfer of stock to the Chase Stone Barn.
- ☐ Please contact me regarding a contribution through my will or other deferred giving plan.

This contribution is in honor of _____

This contribution is in memory of _____

- ☐ I prefer to remain anonymous. Please do not publish my name as a donor.
- ☐ I would like to be recognized publically for my contribution.

REQUIRED INFORMATION:

Print Name: _____

Address: _____

Phone (_____) _____ - _____ E-mail address (optional): _____

Payment Options: The Town of Chase Municipality is not a 501(c)3, but a governmental entity, and all donations are tax deductible. **Please choose Option 1 for your payment if possible.** If your company requires their donation to be made to a 501(c)3 organization, then please choose Option 2.

Option 1: Make check payable and Mail to Town of Chase 8481 County Road S and memo Stone Barn Park Fund

Option 2: Make check payable to Pulaski Area Historical Society and memo Stone Barn Park Fund




Mail to Pulaski Area Historical Society, 129 West Pulaski Street, PO Box 944, Pulaski, WI 54162

Signature (required): _____ Date: _____

Thank you for helping preserve a cornerstone of Wisconsin history!

PLEASE KEEP A COPY FOR YOUR RECORDS

Stone Barn Naming Opportunities

	New Roof	\$ 45,000		Single Cow Stanchion	\$ 5,000
	Threshing Area	\$ 30,000 TAKEN		Old Pump	\$ 5,000
	Silo	\$ 30,000		East Double Door	\$ 5,000 TAKEN
	Masonry Work	\$ 25,000		Front Middle Single Door	\$ 2,500
	New Cupola On Top of the Roof	\$ 25,000		West Single Door	\$ 2,500 TAKEN
	Stable Area - Future Museum	\$ 25,000		Inside West Stable Door	\$ 2,500
	Electrical	\$ 20,000		Inside East Stable Door	\$ 2,500
	Loft	\$ 15,000		15 Hand-Crafted Log Benches with your family or business name engraved on it.	\$ 2,500 5 TAKEN
	Wooden Feed Door in Half Wall	\$ 10,000		Windows 14 Total	\$ 2,000
	West Arched Doorway	\$ 5,000 TAKEN		Engraved Stone with your family or company name on it.	\$ 1,000
	East Arched Doorway	\$ 5,000 TAKEN		6 Log Column Support Beams	\$ 500 Ea 1 TAKEN
	Cement Ring – Foundation for old silo or cistern	\$ 5,000			